



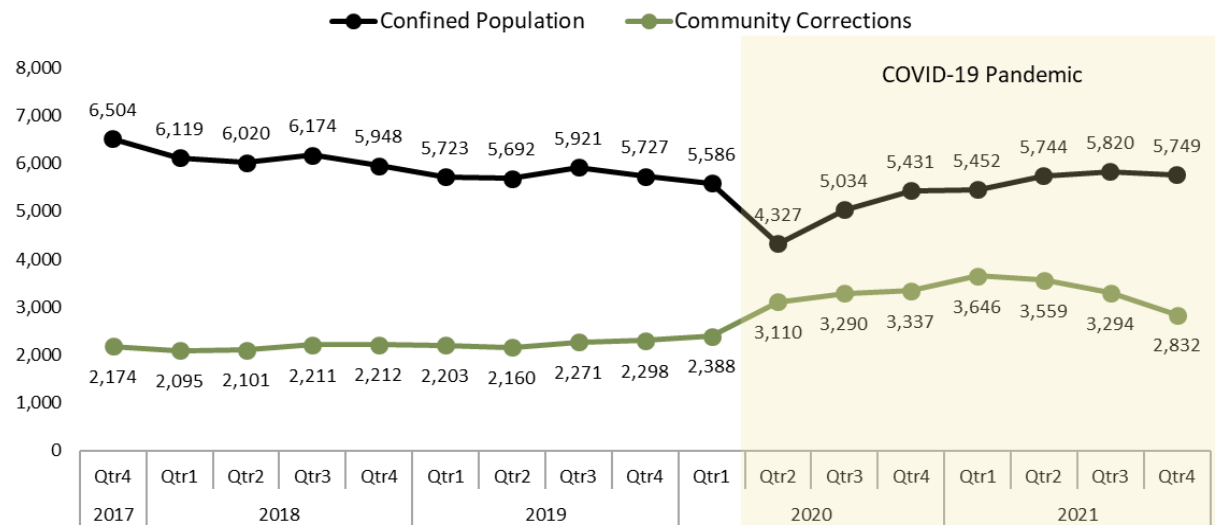
This dashboard presents key performance measures being used to monitor the Model Bond Court initiative in the Circuit Court of Cook County.

COOK COUNTY JAIL POPULATION TRENDS

Figure 1A shows the Cook County Jail's average daily population trends by quarter post- implementation of General Order 18.8A (Effective September 18, 2017).

- The average daily confined population decreased by 11.6% from 6,504 in quarter 4 of 2017 to 5,749 in quarter 4 of 2021.
- The onset of the pandemic and the public health need to reduce the confined population led to a 38% increase in the average daily Community Corrections Sheriff's Electronic Monitoring population, from 2,388 in quarter one of 2020 to 3,646 in quarter one of 2021.
- The average daily Community Corrections Sheriff's Electronic Monitoring population has decreased over the past three quarters, dropping by 22.3% from 3,646 in quarter 1 of 2021 to 2,832 in quarter 4 of 2021.

Figure 1A. Cook County Jail Average Daily Population Trends by Quarter (Oct. 2017 - Dec. 2021)^{^*}



[^] Average Daily Population "ADP" calculations generated by the Office of the Chief Judge Information Services Department using "Sheriff's Daily Report" (Oct. 2017 – Dec. 2021). The daily reports are provided to the OCJ by the Cook County Sheriff's Office Bureau of Information and Technology Business Intelligence Unit. The Sheriff's Daily Report does not provide subcategory break down of the inmate population (e.g., pre-trial detainees, sentenced individuals, charged with felony or Misdemeanor, etc.). The ADP calculation totals the number of inmates on each day of the month being measured divided by the number of days in the month.

^{*} The Confined Population consists of the male and female divisional general population, Hospital, VRIC, Pre-Release Treatment Programs, and Residential Treatment programs, as well as the off-site population confined in jails outside of Cook County. The general population consists of the male and female division population on site at CCDOC. The Community Corrections Population includes Sheriff's Electronic Monitoring Program and VRIC post-release.

Figure 1B provides a point-in-time snapshot of the composition of the pretrial population under the custody of the Cook County Sheriff on December 30, 2021.

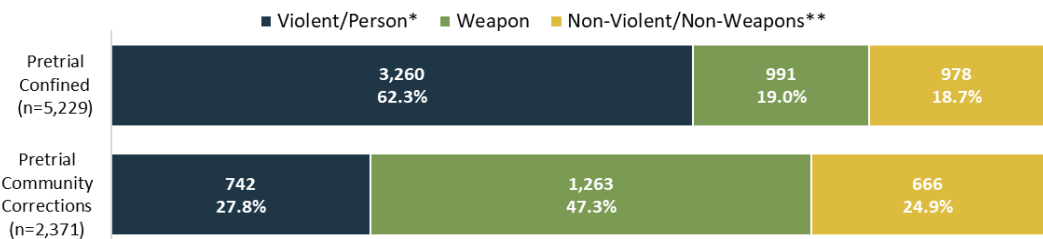
Pretrial Confined Population

- 62.3% of the pretrial confined population was accounted for by those charged with an alleged violent crime, followed by alleged weapons violations (19%), and alleged non-violent/non-weapons violations such as property and drug violations (18.7%).

Pretrial Community Corrections (Sheriff's Electronic Monitoring)

- 27.8% of the pretrial Sheriff's EM population was accounted for by those charged with an alleged violent crime, followed by alleged weapons violations (47.3%), and alleged non-violent/non-weapons violations such as property and drug violations (24.9%).

Measure 1B. Composition of The Pretrial Population Under the Custody of the Cook County Sheriff by Top Charge on 12/30/21



* Violent charge type is comprised of four offenses: murder and non-negligent manslaughter, forcible rape, robbery and aggravated battery. Person charges include assault, battery, child neglect and other miscellaneous person offenses.

** Non-violent/non-weapons charges include property, drug, and other miscellaneous offenses.

FELONY MEASURE 1. INITIAL BAIL ORDERS SET AMONG PUBLIC SAFETY ASSESSMENT (PSA) FELONY DEFENDANTS

Figure F1 shows initial bail order distribution (i.e., type of bail ordered) among defendants who appeared in bond courts with a new felony case across the jurisdiction with a completed Public Safety Assessment (PSA) during the performance period.

Non-Monetary Bail Orders

- About one-third of the felony defendants appearing in bond court received a non-monetary bail order.
 - 30.7% of the defendants received an I-Bond.
 - 4.4% received an I-Bond with Sheriff's Electronic Monitoring.

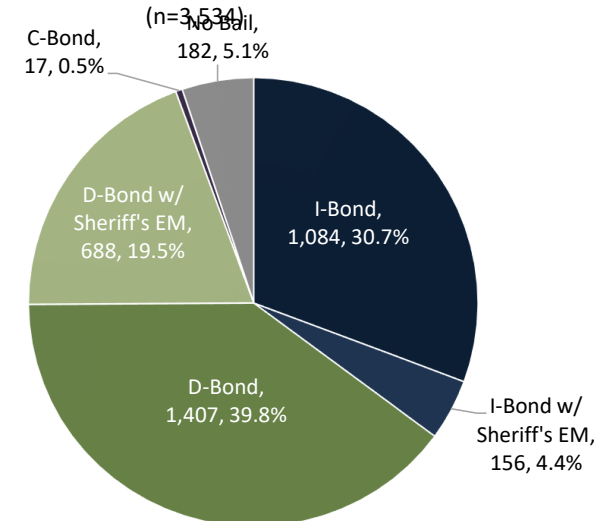
Monetary Bail Orders

- 39.8% of the defendants appearing in bond court received a D-Bond.
- 19.5% received a D-Bond with a special condition of Sheriff's Electronic Monitoring if released.
- Less than 1% of the defendants received a C-Bond.

No Bail Orders

- 5.1% of felony defendants were given a No Bail order on their newly filed felony case.

Figure F1. Initial Bail Order Distribution for Defendants with a New Felony Case Filing and a Completed PSA: Oct.-Dec. 2021

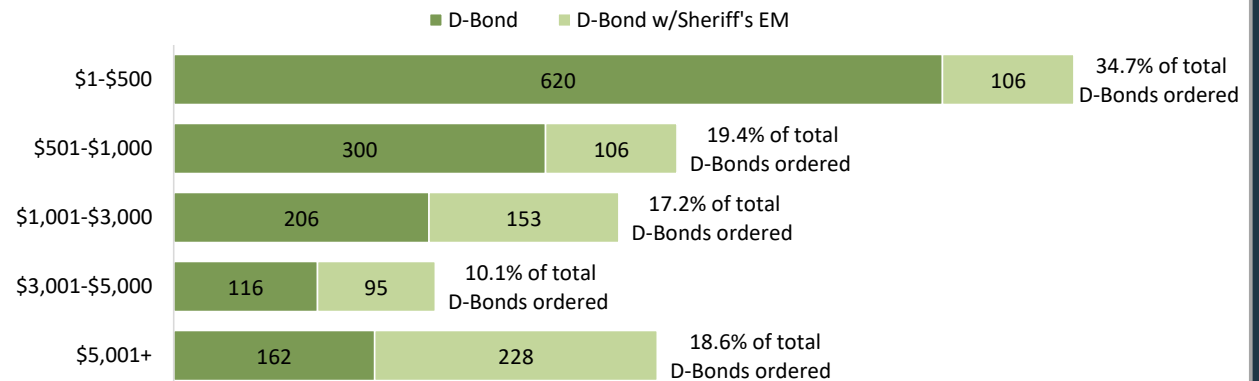


FELONY MEASURE 2. D-BOND DOLLAR AMOUNT NEEDED TO SECURE INITIAL RELEASE FROM CUSTODY

Figure F2 shows the 10% monetary amount needed to secure release from custody for defendants who received a D-Bond or a D-Bond with a special condition of Sheriff's Electronic Monitoring if released on their new felony case.

- Overall, D-bonds were set at \$500 or less for 34.7% of all felony defendants who received a D-Bond on a new felony case filing during this quarter.

Figure F2. Distribution of Monetary Amount Needed to Secure Release from Custody For New PSA Felony Defendants Who Received a D-Bond Bail Order: Oct.-Dec. 2021 (n=2,092)*^



* Dollar values presented in figure reflects 10% of the bail amount set by a judge in order to secure release from custody.

^ D-Bond values were missing for 3 defendants

FELONY MEASURE 3. RATE OF PRETRIAL RELEASE BY INITIAL BAIL ORDER

Figure F3 provides a point-in-time snapshot of the pretrial rate of release among felony defendants who appeared in bond courts and secured pretrial release by the last day of the reporting period.

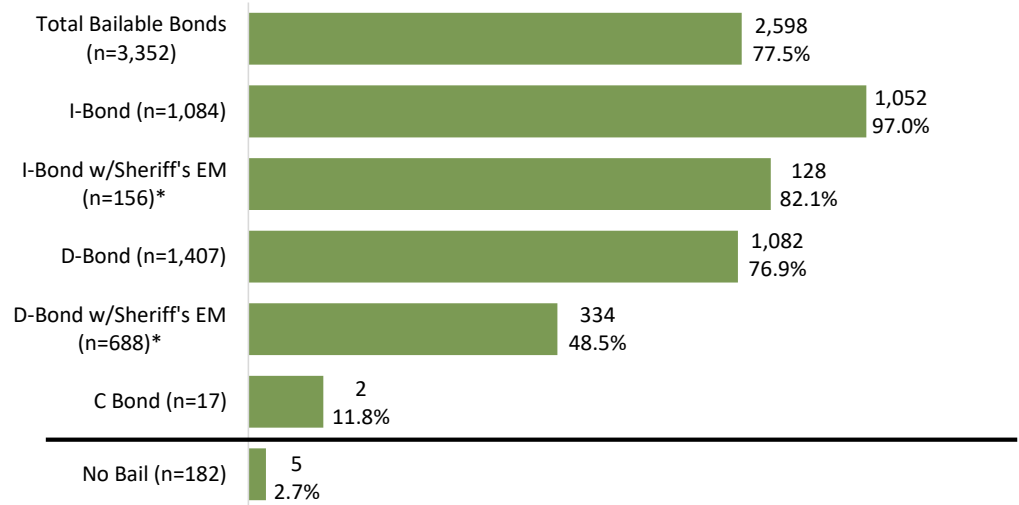
Bailable Bonds

- Nearly 4 out of 5 felony defendants who received a bailable bond secured an initial pretrial release from Cook County Jail by the close of the quarter.
- 97% of the defendants who received an I-Bond had an initial pretrial release from custody. Defendants who received an I-Bond on their new case may remain detained on other pending cases.
- 82.1% of the defendants court ordered to an I-Bond with Sheriff's EM were successfully released from physical incarceration in the Cook County Jail.
- 76.9% of the defendants required to post 10% of their D-Bond value for release did so, securing their initial pretrial release from custody.
- 48.5% of the defendants required to post 10% of their D-Bond value for release did so, and were successfully placed on Sheriff's EM as a special condition of pretrial release.
- 11.8% of the defendants required to post 100% of their C-Bond value for release did so, securing their initial pretrial release from custody.

Non-Bailable Bonds

- 2.7% of the defendants who received an initial No Bail order secured pretrial release from custody at the close of the quarter.

Figure F3. Pretrial Rate of Release by Initial Bond Order for New PSA Felony Defendants Who Appeared in Bond Court from Oct.-Dec. 2021 (Released as of 12/31/21)



* A non-admission to Sheriff's EM may be because a defendant (1) has a more restrictive bond (e.g., unpaid D-Bond on a current case or a No Bail Hold on another active pre-trial or probation case); (2) is determined to be ineligible for Sheriff's EM (e.g., no place to stay or active IDOC or out of jurisdiction warrant); or (3) refuses placement on Sheriff's EM. Additionally, the defendant may have been placed on Sheriff's EM after the end of the current reporting period.

FELONY MEASURE 4. CUMULATIVE RELEASE AND ASSESSMENT OF RISK FOR NEW VIOLENT CRIMINAL ACTIVITY

Figure F4 provides a snapshot of the number of defendants released pretrial who were flagged at initial assessment as posing an elevated risk for committing a new violent offense while awaiting trial.

- 94.8% of the felony defendants who appeared in bond court and secured pretrial release between October 1, 2017 and December 31, 2021 were not flagged at initial assessment as posing an elevated risk for committing a new violent offense while on pretrial release.
- 5.2% were flagged at assessment as posing an elevated risk for committing a new violent offense while on pretrial release.

Figure F4. Cumulative Percent of PSA Felony Defendants Who Secured Pretrial Release by Flag for an Elevated Risk of Committing a New Violent Crime While on Pretrial Release (Total Release as of 12/31/21 =76,773)^*



^ Felony defendants who appeared in bond courts with a completed PSA on or after 10/01/17 (post-implementation of G.O. 18.8A).


* The Public Safety Assessment uses a combination of nine risk factors that are entirely dependent on criminal history to identify individuals who may pose an elevated risk for committing a new violent crime while awaiting trial.

FELONY MEASURE 5. CUMULATIVE COURT APPEARANCE RATE

Figure F5 provide a point-in-time snapshot of the cumulative percentage of felony defendants who make all scheduled court appearances while on pretrial release.

Court Appearance Rate

- 79.3% of the felony defendants who appeared in bond court and were released between October 1, 2017 and the end of the current quarter have successfully appeared for all scheduled court hearings to date.



^ Felony defendants who appeared in bond courts with a completed PSA on or after 10/01/17 (post-implementation of G.O. 18.8A).

FELONY MEASURE 6. CUMULATIVE COMMUNITY SAFETY RATE

Figure F6A and F6B provide a point-in-time snapshot of the cumulative percentage of felony defendants who have not charged with a new alleged offense while on pretrial release.

Community Safety Rate

81.9% of felony defendants who appeared in bond court and were released between October 1, 2017 and the end of the current quarter have not been charged with any new alleged offenses while on pretrial release.

New Alleged Violent Criminal Activity

Overall, 96.6% of the felony defendants who appeared in bond court and were released between October 1, 2017 and the end of the current quarter have not been charged with a new alleged violent or person offense while on pretrial release.

Figure F6A. Cumulative Community Safety Rate and Rate of New Alleged Criminal Activity by Top Charge Category for PSA Felony Defendants with a Pretrial Release as of December 31, 2021 (n=76,773)^


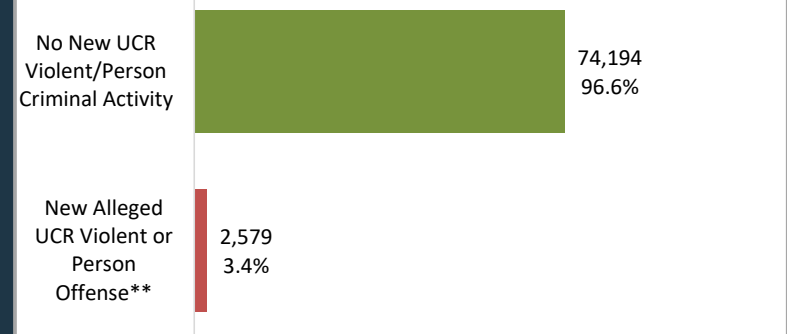


Figure F6B. Cumulative Rate of New Alleged UCR Violent/Person Criminal Activity for PSA Felony Defendants with a Pretrial Release as of December 31, 2021(n=76,773)^



^ Felony defendants who appeared in bond courts with a completed PSA on or after 10/01/17 (post-implementation of G.O. 18.8A). Alleged new criminal activity is defined as a case filing for a new offense that allegedly occurred while defendant was on pretrial release.

Figure F6A and F6B depicts information on the first pretrial offense filing for a defendant.

* Other Offense category is composed of motor vehicle, disorderly conduct, offender registration violations, VOBB/VOP/Parole, warrant, and other miscellaneous offenses.

** UCR Violent category, as formerly defined in the FBI's Uniform Crime Reporting (UCR) Program, is composed of four offenses: murder and nonnegligent manslaughter, rape, robbery, and aggravated assault. Person charges include assault, battery, child neglect and other miscellaneous person offenses.

MISDEMEANOR MEASURE 1. INITIAL BAIL ORDERS SET AMONG PUBLIC SAFETY ASSESSMENT (PSA) NON-DOMESTIC VIOLENCE MISDEMEANOR DEFENDANTS

Figure M1 shows initial bail order distribution (i.e., type of bail ordered) among defendants who appeared in bond courts with a new non-domestic violence misdemeanor case across the jurisdiction with a completed Public Safety Assessment (PSA) during the performance period.

Non-Monetary Bail Orders

- More than half of the new non-domestic violence Misdemeanor defendants appearing in bond court received a non-monetary bail order.
 - 45.8% of the defendants received an I-Bond.
 - 8.3% received an I-Bond with Sheriff's Electronic Monitoring.

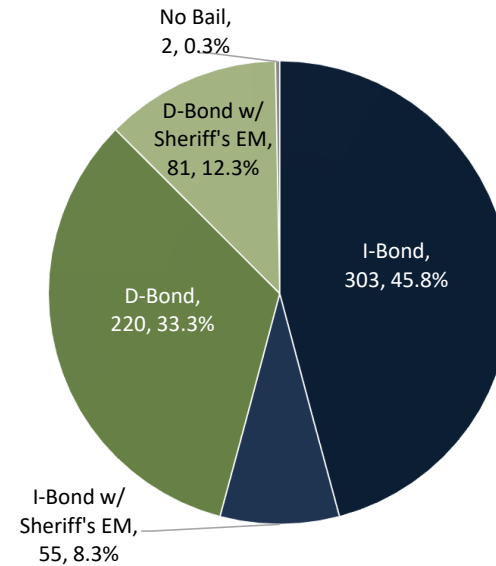
Monetary Bail Orders

- 33.3% of the defendants appearing in bond court received a D-Bond.
- 12.3% received a D-Bond with a special condition of Sheriff's Electronic Monitoring if released.

No Bail Orders

- Less than 1% of non-domestic violence Misdemeanor defendants were given a No Bail order on their newly filed case.

Figure M1. Initial Bail Order Distribution for Defendants with a New Misdemeanor Non-DV Case Filing and a Completed PSA: Oct.-Dec. 2021 (n=661)




MISDEMEANOR MEASURE 2. D-BOND DOLLAR AMOUNT NEEDED TO SECURE INITIAL RELEASE FROM CUSTODY

Figure M2 shows the 10% monetary amount needed to secure release from custody for defendants who received a D-Bond or a D-Bond with a special condition of Sheriff's Electronic Monitoring if released on their new non-domestic violence Misdemeanor case.

- Overall, D-bonds were set at \$500 or less for 67.2% of all defendants who received a D-Bond on a new non-domestic violence misdemeanor case filing during this quarter.

Figure M2. Distribution of Monetary Amount Needed to Secure Release from Custody Among New PSA Non-DV Misdemeanor Defendants Who Received a D-Bond Bail Order: Oct.-Dec. 2021 (n=299)*^



* Dollar values presented in figure reflects 10% of the bail amount set by a judge in order to secure release from custody.

^ D-Bond value were missing for 2 defendants.

MISDEMEANOR MEASURE 3. RATE OF PRETRIAL RELEASE BY INITIAL BAIL ORDER

Figure M3 provides a point-in-time snapshot of the pretrial rate of release among non-domestic violence misdemeanor defendants who appeared in bond courts and secured pretrial release by the last day of the reporting period.

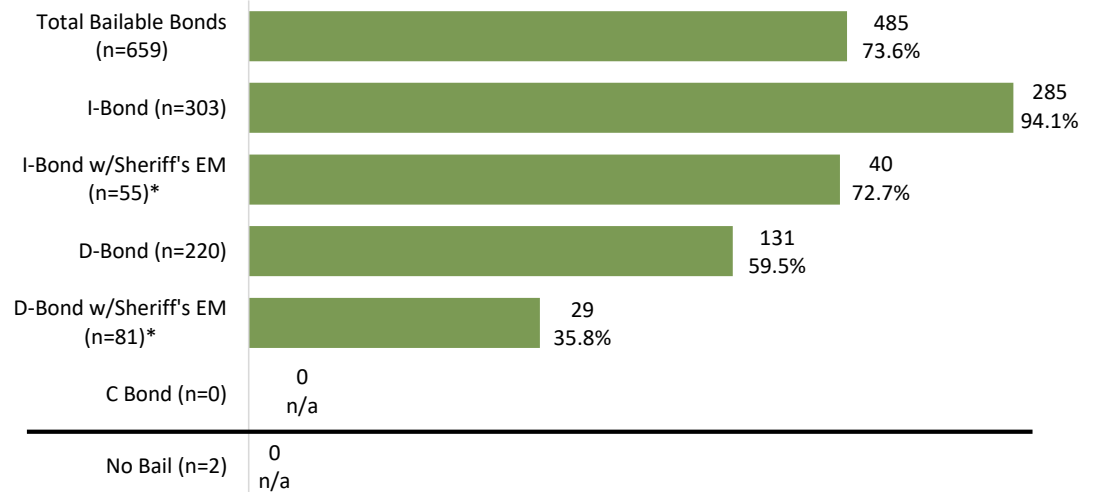
Bailable Bonds

- About three quarters of non-domestic violence misdemeanor defendants who received a bailable bond secured an initial pretrial release from Cook County Jail by the close of the quarter.
 - 94.1% of the defendants who received an I-Bond had an initial pretrial release from custody. Defendants who received an I-Bond on their new case may remain detained on other pending cases.
 - 72.7% of the defendants court ordered to an I-Bond with Sheriff's EM were successfully released from physical incarceration in the Cook County Jail.
 - 59.5% of the defendants required to post 10% of their D-Bond value for release did so, securing their initial pretrial release from custody.
 - 35.8% of the defendants required to post 10% of their D-Bond value for release did so, and were successfully placed on Sheriff's EM as a special condition of pretrial release.

Non-Bailable Bonds

- None of the defendants who received an initial No Bail order secured pretrial release from custody at the close of the quarter.

Figure M3. Pretrial Rate of Release by Initial Bond Order for New PSA Non-DV Misdemeanor Defendants Who Appeared in Bond Court from Oct. - Dec. 2021 (Released as of 12/31/21)



* A non-admission to Sheriff's EM may be because a defendant (1) has a more restrictive bond (e.g., unpaid D-Bond on a current case or a No Bail Hold on another active pre-trial or probation case); (2) is determined to be ineligible for Sheriff's EM (e.g., no place to stay or active IDOC or out of jurisdiction warrant); or (3) refuses placement on Sheriff's EM. Additionally, the defendant may have been placed on Sheriff's EM after the end of the current reporting period.

MISDEMEANOR MEASURE 4. CUMULATIVE RELEASE AND ASSESSMENT OF RISK FOR NEW VIOLENT CRIMINAL ACTIVITY

Figure M4 provides a snapshot of the number of defendants released pretrial who were flagged at initial assessment as posing an elevated risk for committing a new violent offense while awaiting trial.

- 86.9% of the non-domestic violence misdemeanor defendants who appeared in bond and secured pretrial release between October 1, 2017 and December 31, 2021 were not flagged at initial assessment as posing an elevated risk for committing a new violent offense while on pretrial release.
- 13.1% were flagged at assessment as posing an elevated risk for committing a new violent offense while on pretrial release.

Figure M4. Cumulative Percent of PSA Non-DV Misdemeanor Defendants Who Secured Pretrial Release by Flag for an Elevated Risk of Committing a New Violent Crime While on Pretrial Release (Total released as of 12/31/21 =15,933)^*



^ Non-Domestic Violence Misdemeanor defendants who appeared in bond courts with a completed PSA on or after 10/01/17 (post-implementation of G.O. 18.8A).

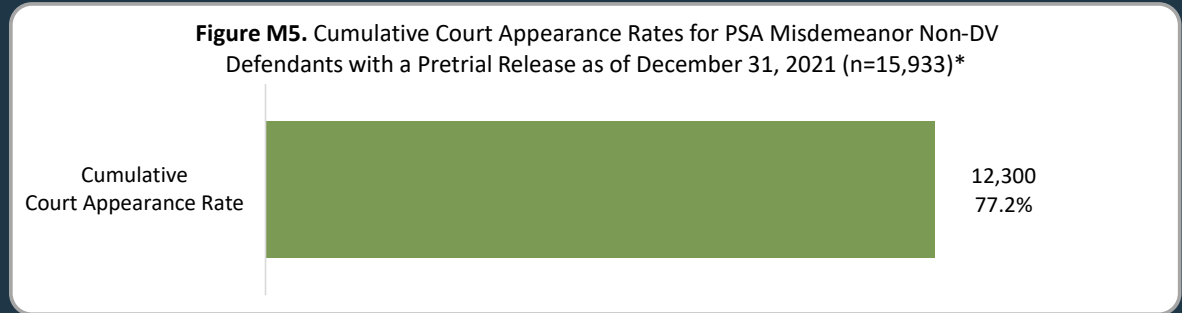
* The Public Safety Assessment uses a combination of nine risk factors that are entirely dependent on criminal history to identify individuals who may pose an elevated risk for committing a new violent crime while awaiting trial.

MISDEMEANOR MEASURE 5. CUMULATIVE COURT APPEARANCE RATE

Figure M5 provide a point-in-time snapshot of the cumulative percentage of non-domestic violence Misdemeanor defendants who make all scheduled court appearances while on pretrial.

Court Appearance Rate

- 77.2% of the non-DV Misdemeanor defendants who appeared in bond court and were released between October 1, 2017 and December 31, 2021 have successfully appeared for all scheduled court hearings to date.



^ Non-domestic violence Misdemeanor who appeared in bond courts with a completed PSA on or after 10/01/17 (post-implementation of G.O. 18.8A).

MISDEMEANOR MEASURE 6. CUMULATIVE COMMUNITY SAFETY RATE

Figure M6A and M6B provide a point-in-time snapshot of the cumulative percentage of non-domestic violence misdemeanors who have not charged with a new alleged offense while on pretrial release.

Community Safety Rate

78% of non-DV Misdemeanor defendants who appeared in bond court and were released between October 1, 2017 and the end of the current quarter have not been charged with a new alleged offense while on pretrial release.

New Violent Criminal Activity

Overall, 94.8% of the non-DV Misdemeanor defendants who appeared in bond court and were released between October 1, 2017 and the end of the current quarter have not been charged with a new alleged UCR violent or person offense while on pretrial release.

Figure M6A. Cumulative Community Safety Rate and Rate of New Alleged Criminal Activity by Top Charge Category for PSA Non-DV Misdemeanor Defendants with a Pretrial Release as of December 31, 2021 (n=15,933)^

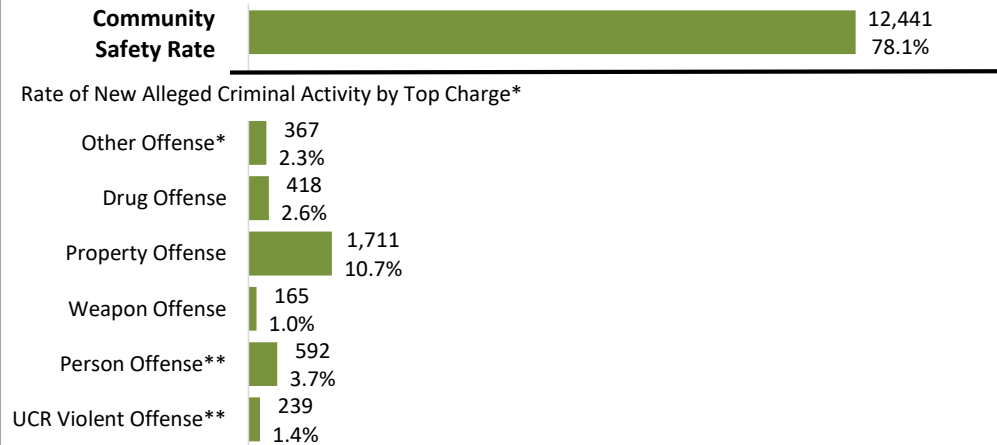
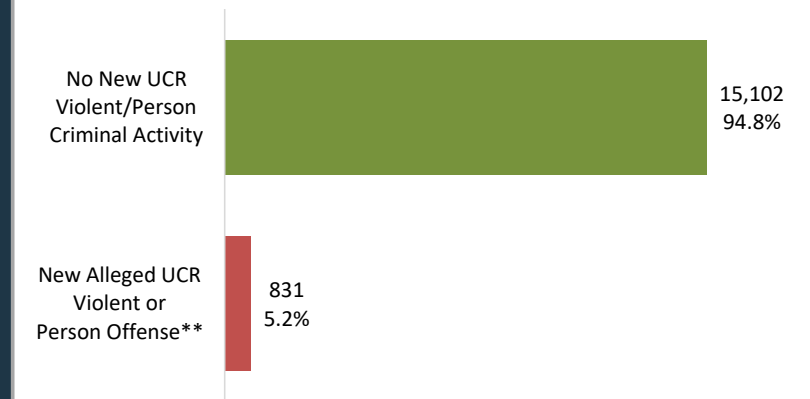


Figure M6B. Rate of New Alleged UCR Violent/Person Criminal Activity for PSA Non-DV Misdemeanor Defendants with a Pretrial Release as of December 31, 2021(n=15,933)^



^ Non-DV misdemeanor defendants who appeared in bond courts with a completed PSA on or after 10/01/17 (post-implementation of G.O. 18.8A). Alleged new criminal activity is defined as a case filing for a new offense that allegedly occurred while defendant was on pretrial release. Figure M6A and FMB depicts information on the first pretrial offense filing for a defendant.

* Other Offense category is composed of motor vehicle, disorderly conduct, offender registration violations, VOBB/VOP/Parole, warrant, and other miscellaneous offenses.

** UCR Violent category, as formerly defined in the FBI's Uniform Crime Reporting (UCR) Program, is composed of four offenses: murder and nonnegligent manslaughter, rape, robbery, and aggravated assault. Person charges include assault, battery, child neglect and other

Note: Data presented in the dashboard are based on a case-level merge of the electronic docket and a monthly release file from the Cook County Sheriff's Office. Percentages featured in this report may not add up to 100% due to rounding.